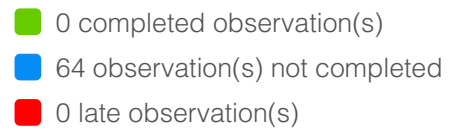
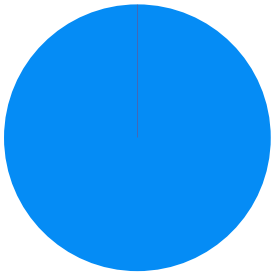


Global distribution



Distribution by building trades




www.housesnagging.com

Ceramic Tiling

54	+	Tiling company	No deadline	Not completed	No final discharge
----	---	----------------	-------------	---------------	--------------------

Tiles removed



Covering

62	+		No deadline	Not completed	No final discharge
----	---	--	-------------	---------------	--------------------

Poor quality fixing



Electricity

16	+		No deadline	Not completed	No final discharge
----	---	--	-------------	---------------	--------------------

Vent axia appears not to work

41	+		No deadline	Not completed	No final discharge
----	---	--	-------------	---------------	--------------------

Light switch does not work, only works when you switch on bed 2 light switch


60	+		No deadline	Not completed	No final discharge
----	---	--	-------------	---------------	--------------------

Plastic cover to light fitting needs cleaning out

Interior design

51	+	Not attributed	No deadline	Not completed	No final discharge
----	---	----------------	-------------	---------------	--------------------

Problem with hanging rail and svp interface



Kitchen

5 + [User Icon] [Clock Icon] No deadline [Checkmark Icon] Not completed [Gear Icon] No final discharge

Door connects with drylined wall causing rubbing




6 + [User Icon] [Clock Icon] No deadline [Checkmark Icon] Not completed [Gear Icon] No final discharge

Replace or fill hole not required



7 + [User Icon] [Clock Icon] No deadline [Checkmark Icon] Not completed [Gear Icon] No final discharge

Mitres not acceptable



8 + [User Icon] [Clock Icon] No deadline [Checkmark Icon] Not completed [Gear Icon] No final discharge

Margins on units not acceptable



9 + [User Icon] [Clock Icon] No deadline [Checkmark Icon] Not completed [Gear Icon] No final discharge

Work top joint seems high and ruff to touch compared with other side



10 + [User Icon] No deadline ✓ Not completed ⚙ No final discharge

Appears to be different colour end infill panel



12 + [User Icon] No deadline ✓ Not completed ⚙ No final discharge

Dishwasher set back to far

### Masonry

63 + [User Icon] No deadline ✓ Not completed ⚙ No final discharge

General comment - mastic required between render a brickwork



64 + [User Icon] No deadline ✓ Not completed ⚙ No final discharge

Brickwork needs cleaning and pointing works



### PVC joinery


1 + [User Icon] No deadline ✓ Not completed ⚙ No final discharge

Damaged window Handel and cap missing



23 + [User Icon] No deadline ✓ Not completed ⚙ No final discharge

Whole in lower part of window frame and screw sticking up for no reason



24 + [User Icon] No deadline ✓ Not completed ⚙ No final discharge

Same comments as item 23 (without screw tip)

44 + [User Icon] No deadline ✓ Not completed ⚙ No final discharge

Doors to be eased - unable to shut without force

49 + [User Icon] No deadline ✓ Not completed ⚙ No final discharge

Scratch on left hand side of window just above bottom hinge



50 + [User Icon] No deadline ✓ Not completed ⚙ No final discharge

Rust stains




55 + [User Icon] Not attributed No deadline ✓ Not completed ⚙ No final discharge

Scratch to shower panel at tray level



61 + [User Icon] No deadline ✓ Not completed ⚙ No final discharge

Front appears to have chip to allow for opening to happen



Paint


2 + [User Icon] No deadline ✓ Not completed ⚙ No final discharge

Paint over mastic



3 + [User Icon] No deadline ✓ Not completed ⚙ No final discharge

Quality of paint finish ( brush marks not acceptable) area wall off the hob



4 + [User Icon] No deadline ✓ Not completed ⚙ No final discharge

Paint on internal carcass



11 + [User Icon] No deadline ✓ Not completed ⚙ No final discharge

Poor mastic / flacking mastic to end panel of fridge freezer



18 + [User Icon] [Clock Icon] No deadline [Checkmark Icon] Not completed [Bolt Icon] No final discharge

Paint on waste pipe and on plumbing fittings behind sink unacceptable



22 + [User Icon] [Clock Icon] No deadline [Checkmark Icon] Not completed [Bolt Icon] No final discharge

Damage to skirting gloss

27 + [User Icon] [Clock Icon] No deadline [Checkmark Icon] Not completed [Bolt Icon] No final discharge

Poor finish to end of cill board x 2



29 + [User Icon] [Clock Icon] No deadline [Checkmark Icon] Not completed [Bolt Icon] No final discharge

General comment for this room tops of skirting need to be re glossed

30 + [User Icon] [Clock Icon] No deadline [Checkmark Icon] Not completed [Bolt Icon] No final discharge

Gloss to frame needs attention

33 + [User Icon] [Clock Icon] No deadline [Checkmark Icon] Not completed [Bolt Icon] No final discharge

Touch small areas of gloss to room side frame

38 + [User Icon] [Clock Icon] No deadline [Checkmark Icon] Not completed [Bolt Icon] No final discharge

Right hand side of window reveal cracking to mastic joint also some to left hand side window reveal

39 + [User Icon] [Clock Icon] No deadline [Checkmark Icon] Not completed [Bolt Icon] No final discharge

Excessive roller marks on this wall

42 + [User Icon] [Clock Icon] No deadline [Checkmark Icon] Not completed [Bolt Icon] No final discharge

Small nail pop on ceiling approx 900 mm in from door opening where ceiling meets wall

### Plaster

14 + [User Icon] [Clock Icon] No deadline [Checkmark Icon] Not completed [Bolt Icon] No final discharge

General trowel marks in ceiling

15 + [User Icon] [Clock Icon] No deadline [Checkmark Icon] Not completed [Bolt Icon] No final discharge

Trowel marks in ceiling

34 + [User Icon] [Clock Icon] No deadline [Checkmark Icon] Not completed [Bolt Icon] No final discharge

Trowel marks to ceiling around light bulb area nearest to the radiator

36 + [User Icon] [Clock Icon] No deadline [Checkmark Icon] Not completed [Bolt Icon] No final discharge

Splashes of render to outside glass panel


37 + [User Icon] [Clock Icon] No deadline [Checkmark Icon] Not completed [Gear Icon] No final discharge

Window reveal tapers in at top of right hand reveal.



48 + [User Icon] [Clock Icon] No deadline [Checkmark Icon] Not completed [Gear Icon] No final discharge

Bottom of window reveal kicks out




[Plumbing and heating](#)

17 + [User Icon] [Clock Icon] No deadline [Checkmark Icon] Not completed [Gear Icon] No final discharge

Sink plug appears not to work

19 + [User Icon] [Clock Icon] No deadline [Checkmark Icon] Not completed [Gear Icon] No final discharge

Poor finish between back of pan and wall



20 + [User Icon] [Clock Icon] No deadline [Checkmark Icon] Not completed [Gear Icon] No final discharge

Chip to cistern





32 + [User Icon] No deadline ✓ Not completed ⚙ No final discharge

Radiator appears not be level



40 + [User Icon] No deadline ✓ Not completed ⚙ No final discharge

Radiator looks out of level


46 + [User Icon] No deadline ✓ Not completed ⚙ No final discharge

Poorly fitting lagging



47 + [User Icon] No deadline ✓ Not completed ⚙ No final discharge

Is this the correct position for the valve ?



53 + [User Icon] No deadline ✓ Not completed ⚙ No final discharge

Bad fitting to pedestal



57 + [User Icon] [Clock Icon] No deadline [Checkmark Icon] Not completed [Gear Icon] No final discharge

Gaps behind hot and cold feed



58 + [User Icon] [Clock Icon] No deadline [Checkmark Icon] Not completed [Gear Icon] No final discharge

Plumbing works still being carried out?



59 + [User Icon] [Clock Icon] No deadline [Checkmark Icon] Not completed [Gear Icon] No final discharge

Sink plug needs adjusting to stop water loss

Wood carpentry

35 + [User Icon] [Clock Icon] No deadline [Checkmark Icon] Not completed [Gear Icon] No final discharge

Magnet holding not fixed in position




Wood joinery

13 + [User Icon] [Clock Icon] No deadline [Checkmark Icon] Not completed [Gear Icon] No final discharge

Door does not close on latch

21 + [User Icon] [Clock Icon] No deadline [Checkmark Icon] Not completed [Gear Icon] No final discharge

Poor finish to door keep




25 + [User Icon] [Clock Icon] No deadline [Checkmark Icon] Not completed [Gear Icon] No final discharge

Door threshold moves under foot

26 + [User Icon] [Clock Icon] No deadline [Checkmark Icon] Not completed [Gear Icon] No final discharge

Poor detail to edge of cill boards



28 + [User Icon] [Clock Icon] No deadline [Checkmark Icon] Not completed [Gear Icon] No final discharge

General comment for the room internal skirting joints not acceptable

31 + [User Icon] [Clock Icon] No deadline [Checkmark Icon] Not completed [Gear Icon] No final discharge

Door keep fitted poorly



43 + [User Icon] [Clock Icon] No deadline [Checkmark Icon] Not completed [Gear Icon] No final discharge

Loft hatch not fitted correctly



45 + [User Icon] [Clock Icon] No deadline [Checkmark Icon] Not completed [Gear Icon] No final discharge

Door does not shut without pressure being used


52 + [User Icon] [Clock Icon] No deadline [Checkmark Icon] Not completed [Gear Icon] No final discharge

Unacceptable margin to top off door



56    No deadline  Not completed  No final discharge

Poor finish to keep



[www.housesnagging.com](http://www.housesnagging.com)